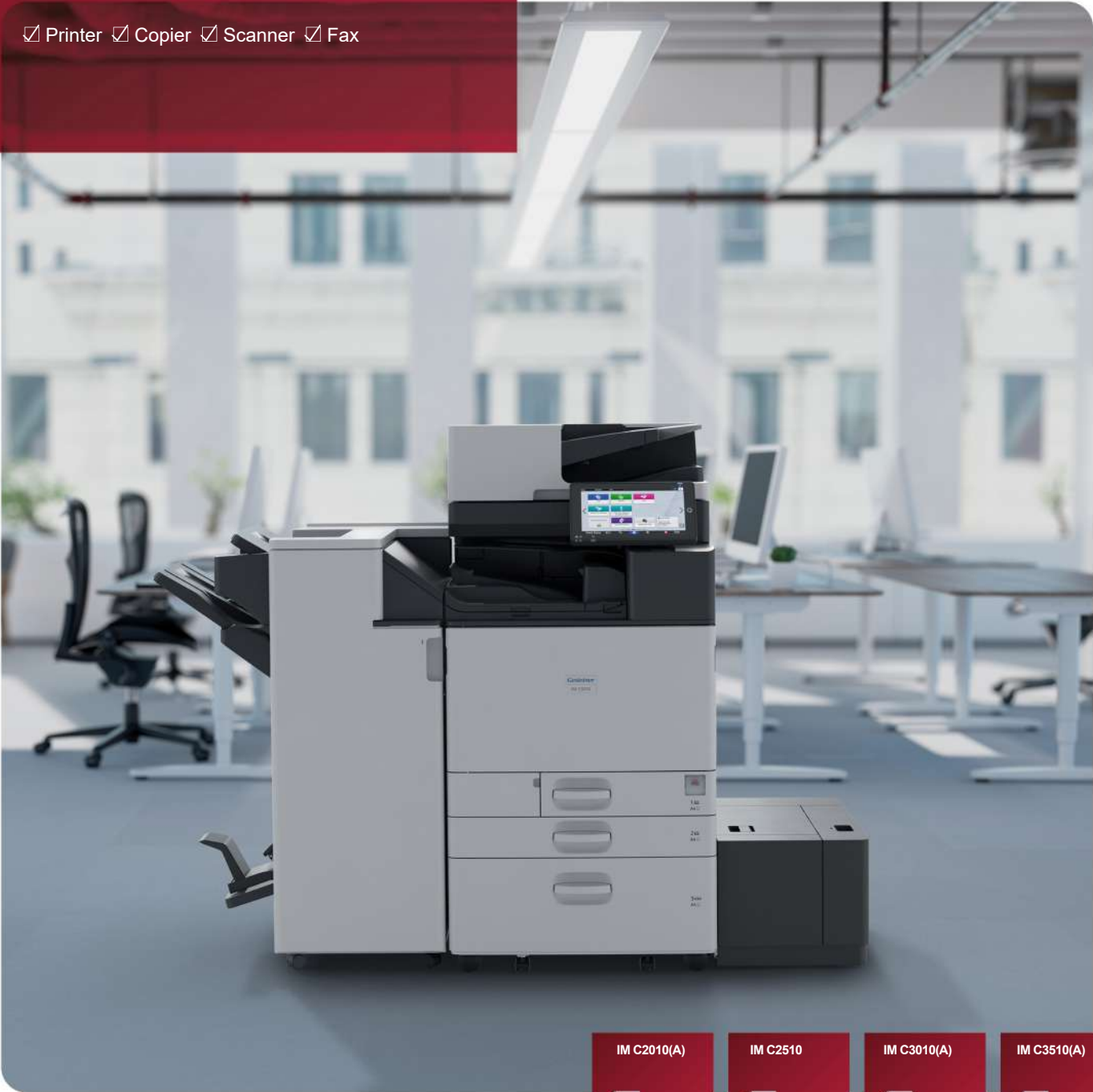


Digital colour multifunction printers

- IM C2010(A)
- IM C2510
- IM C3010(A)
- IM C3510(A)
- IM C4510(A)
- IM C5510A
- IM C6010
- IM C7010

✓ Printer ✓ Copier ✓ Scanner ✓ Fax




IM C2010(A)  20 ppm	IM C2510  25 ppm	IM C3010(A)  30 ppm	IM C3510(A)  35 ppm
IM C4510(A)  45 ppm	IM C5510A  55 ppm	IM C6010  60 ppm	IM C7010  70 ppm

# Let's make your print infrastructure a gateway to your digital workspace

As workstyles evolve, digitalisation, agility and teamwork are essential for your organisation to remain competitive. RICOH's Managed Print & Automation Services unlock the value of your print infrastructure with tailored, managed solutions which empower your people, improve efficiency, reduce cost, enhance security and drive sustainability. Our market-leading IM C Series is innovatively designed to seamlessly integrate with cloud-based services and offer high-quality print, scanning and workflow automation.

- Customisation options to match your workflow needs with RICOH Smart Integration Technology
- Reliability and security – upholding the latest security standards, and automatic security updates with RICOH Always Current Technology
- Contribution to sustainability with low Typical Energy Consumption values (TEC) and usage of recycled plastics in the device mainframe
- For more information about RICOH's Managed Print & Automation Services visit <https://www.ricoh-europe.com/digital-gateway>






## About Ricoh – experts in workplace experience



We take a holistic approach to delivering end-to-end workspace solutions for business transformation across the globe. Our market-leading print devices are central to our unique digital services portfolio. We also offer a range of solutions in areas from networking and security to datacentre, deployment, business process management and cloud.

## A reliable partner to support your digitalisation



We're dedicated to integrating technology that builds on our heritage of print innovation with services and solutions that drive growth and deliver a best-in-class employee experience. Unlock the value of your print infrastructure and futureproof your organisation with tailored managed services from our engineers, consultants and developers.



# Achieve your sustainability goals

With the increasing emphasis for organisations to reduce their environmental impact, a sustainable approach to operations is essential. Whether reducing resource and energy consumption to save costs or demonstrating a responsible approach to procuring products and services, the right print infrastructure and partner can support your sustainability goals.

## A carbon neutral future

At Ricoh, we are firmly committed to reducing our environmental impact and driving a sustainable approach. Our Carbon Balanced Service is an easy add on to your device(s) to offset the lifetime carbon impacts of your print infrastructure – helping you achieve your sustainability goals.

## More energy savings

The IM C Series boasts industry-leading low TEC values and automatic eco-mode energy saving (0.3W) when in sleep mode. They use an innovative new toner that fuses at a lower temperature, resulting in the ideal intelligent device with sustainability at its core.

## Greater usage of recycled plastics

Designed for sustainability across its lifecycle, the IM C Series is made using 50% post-consumer recycled plastic while PET toner bottles are produced from 100% recycled plastic. Mainframe plastic packaging is reduced by 54% thanks to a more sustainable material and no excess packaging.



# Secure and efficient

In an increasingly digital world, organisations must protect sensitive data while enabling flexible workstyles. Our IM C Series is designed and manufactured with end-to-end security protection and includes the latest security features – RICOH Always Current Technology and Multi-Factor Authentication. Secure cloud infrastructure ensures safe access – anywhere and on any device.

## Always on security

RICOH's Always Current Technology provides access to security upgrades and automatically downloads updates. New security tools include WPA3 authentication for wireless encryption and the latest hardware security module. You can also restrict networks by port name and protocol as well as IP address.



## Multi-Factor Authentication

Multi-Factor Authentication (with Streamline NX®), includes new card-based access to our printing devices, to minimise the risk of data breaches.



## Improved admin management system

The IM C Series offers privileged admin account control with unlimited Multi-Function Printer administrator accounts and customisable permissions. This eliminates risks related to sharing IDs and can be linked to user ID systems including Microsoft Windows and LDAP platforms.



# Enhanced productivity and seamless employee experience

Ricoh's intelligent devices enable the ultimate employee experience with features that save time and increase efficiency. The IM C Series automates workflows that accelerate processes and encourage collaboration. An optimised print infrastructure empowers employees to transition to digital ways of working easily and securely, improving their workplace experience.

## Third-generation Smart Operation Panel

Our user-friendly IM C Smart Operation Panel has been upgraded for an even more intuitive and enjoyable experience. Brightness, touch sensitivity and position detection have been improved for optimal access to the device's many resources and functions.



## Improved user experience

- Faster CPU, high RAM memory and enhanced performance
- Enhanced accessibility to device, tiltable for better visibility and new capacitive touch sensor
- Fast wake up time from sleep mode



## Efficiencies in paper handling

New peripherals ensure professional results with automated finishing possibilities. The single pass double-sided document feeder capably handles high volumes, special paper and card types. High-end options include a hybrid and booklet finisher for that extra touch.



# Supporting your entire digital journey now and in the future

We understand the digital transformation that organisations are undertaking. We are here to set your organisation up for success and equip your people with the right tools to stay ahead. Our Managed Print & Automation Services can adapt to your changing needs, offering customisation, flexibility and reliability.

## Scanning and automation

Scanning and automation just got easier and quicker. Scanning creates digitised documents that can automate processes like invoice and contract management. Uploading documents into your systems for archiving, knowledge sharing or as part of a workflow is now simpler with Ricoh's software.



## Document management storage

Our scalable document management applications drive significant cost savings alongside process improvements. By taking print to the cloud, you can set location-aware printers and enable users to print anytime, anywhere.



## Flexible financing

Manage and spread your software and hardware costs with Ricoh Capital. Predictable monthly or quarterly invoices make budgeting, reporting and auditing simple.



# The choice is yours

Simple to use with sophisticated and professional results, Ricoh's IM C Series is the perfect tool for your digital workspace. Print speeds from 20 ppm to 70 ppm and fast scan speeds (150ipm (simplex)/300ipm(duplex) in SPDF) all available in A3 all-in-one printer for top performance.

## IM C2010(A)/IM C2510

- Fast warm-up time of 24 seconds
- TEC value (kWh/week): 0.20 (20ppm) / 0.25 (25ppm)
- B/W power consumption (operation): 411.8 W (20ppm) / 449.2 W (25ppm), Sleep mode: 0.3 W

## IM C3010(A)/IM C3510(A)

- Fast warm-up time of 24 seconds
- TEC value (kWh/week): 0.30 (30ppm) / 0.35 (35ppm)
- B/W power consumption (operation): 464.4 W (30ppm) / 500.5 W (35ppm), Sleep mode: 0.3 W

## IM C4510(A)/IM C5510A/IM C6010/IM C7010

- Fast warm-up time of 23 seconds / IM C7010 (24 seconds)
- TEC value (kWh/week): 0.45 (45ppm)/0.62 (55ppm)/0.67 (60ppm)/ 0.81(70ppm)
- B/W power consumption (operation): 576.6 W (45ppm) / 726 W (55ppm) / 763.3 W (60ppm) / 901.6 W (70ppm), Sleep mode: 0.32 W (45/55/60ppm) / 0.31 W (70ppm)



# Hardware configuration

COMPATIBILITY KEY

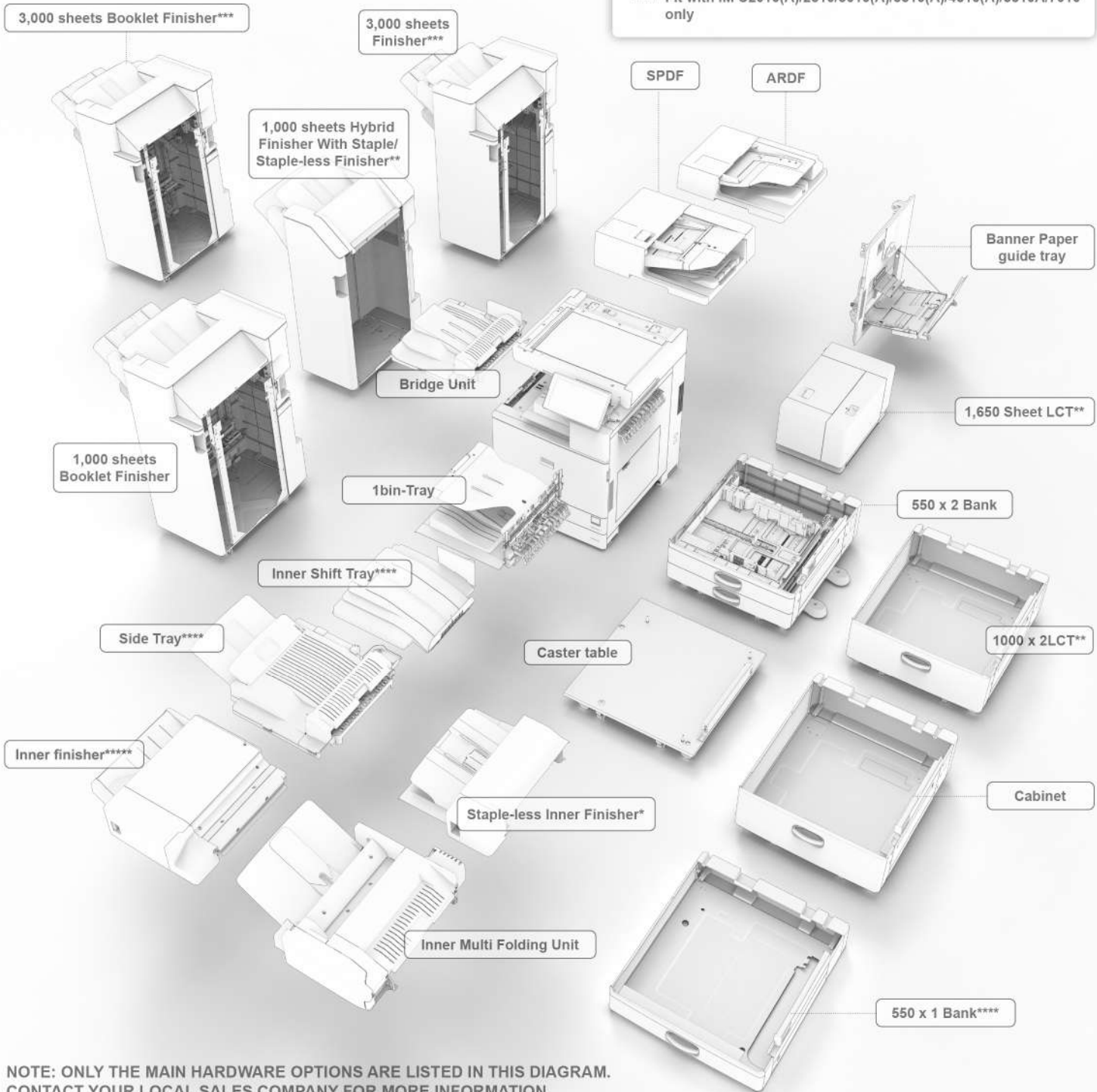
\* Fit with IM C2010(A)/2510/3010(A)/3510(A) only

\*\* Fit with IM C3010(A)/3510(A)/4510(A)/5510A/6010/7010 only

\*\*\* Fit with IM C4510(A)/5510A/6010/7010 only

\*\*\*\* Fit with IM C2010(A)/2510/3010(A)/3510(A)/4510(A)/5510A/6010 only

\*\*\*\*\* Fit with IM C2010(A)/2510/3010(A)/3510(A)/4510(A)/5510A/7010 only



NOTE: ONLY THE MAIN HARDWARE OPTIONS ARE LISTED IN THIS DIAGRAM. CONTACT YOUR LOCAL SALES COMPANY FOR MORE INFORMATION. COMPATIBLE OPTIONAL ITEM NUMBERS MAY VARY BY MODEL.

**IM C2010(A)/IM C2510/IM C3010(A)/IM C3510(A)/IM C4510(A)/IM C5510A/IM C6010/IM C7010**

	IM C2010(A)	IM C2510	IM C3010(A)	IM C3510(A)	IM C4510(A)	IM C5510A	IM C6010	IM C7010
GENERAL								
Warm-up time	24 seconds	24 seconds	24 seconds	24 seconds	23 seconds	23 seconds	23 seconds	24 seconds
First copy speed: B/W	5.1 seconds	5.1 seconds	4.5 seconds	4.5 seconds	3.6 seconds	2.9 seconds	2.9 seconds	2.9 seconds
First copy speed: full colour	7.4 seconds	7.4 seconds	6.9 seconds	6.9 seconds	5.4 seconds	4.2 seconds	4.2 seconds	4.2 seconds
Continuous output speed	20 ppm	25 ppm	30 ppm	35 ppm	45 ppm	55 ppm	60 ppm	70 ppm
Memory: standard	6 GB	6 GB	8 GB	8 GB	8 GB	8 GB	8 GB	8 GB
Memory: maximum	6 GB	6 GB	8 GB	8 GB	8 GB	8 GB	8 GB	8 GB
SSD: standard	256 GB							
SSD: optional	1 TB							
HDD: optional	320 GB							
ARDF capacity	100 sheets	100 sheets	100 sheets	100 sheets	100 sheets	-	-	-
SPDF capacity	220 sheets	-	220 sheets	220 sheets	220 sheets	220 sheets	220 sheets	220 sheets
Weight ARDF model (kg)	89.7	89.7	92.9	92.9	94.4	-	-	-
Weight SPDF model (kg)	96.1	-	99.3	99.3	100.8	100.8	100.8	106
Dimensions ARDF model: WxDxH	587 x 701 x 913 mm							
Dimensions SPDF model: WxDxH	587 x 701 x 963 mm							
Power source	220 - 240 V, 50 - 60 Hz							
COPIER								
Multiple copying	Up to 999 copies							
Resolution	600 dpi							
Zoom	From 25% to 400% in 1% steps							
PRINTER								
First print speed: B/W	4.5 seconds	4.5 seconds	4 seconds	4 seconds	3.2 seconds	2.5 seconds	2.4 seconds	2.2 seconds
First print speed: full colour	7 seconds	7 seconds	6.6 seconds	6.6 seconds	5.2 seconds	3.8 seconds	3.8 seconds	3.7 seconds
CPU (IM C2010(A), IM C2510, IM C3010(A), IM C3510(A))	ApolloLake E3930 1.3 GHz							
CPU (IM C4510(A), IM C5510A, IM C6010, IM C7010)	ApolloLake E3940 1.6 GHz							
Printer language: standard	PCL5c, PCL6, PostScript 3 (emulation), PDF direct (emulation)							
Printer language: option	Genuine Adobe® PostScript®3™, XPS, PictBridge, PDF Direct from Adobe®							
Print resolution: maximum	4,800 x 1,200 dpi equivalent							
Network interface: standard	Ethernet 10 base-T/100 base-TX/1000 base-T, USB Host I/F Type A, USB Device I/F Type B, Bluetooth							
Network interface: option	Wireless LAN (IEEE 802.11 a/b/g/n/ac), Additional NIC (2nd port)							
Mobile printing capability	Apple AirPrint, Mopria®, Ricoh Smart Device Connector							
Windows® environments	Windows® 8.1, Windows® 10, Windows® 11, Windows® Server 2012R2, Windows® Server 2016, Windows® Server 2019, Windows® Server 2022							
Mac OS environments	Macintosh OS X v10.15 or later							
UNIX environments	UNIX Sun® Solaris, HP-UX, SCO OpenServer, RedHat® Linux Enterprise, IBM® AIX							
Other supported environments	IBM iSeries							
SCANNER								
Scanning speed: ARDF (A4 LEF, B/W full colour)	80 ipm (200/300 dpi)							
Scanning speed: SPDF (A4 LEF, 200dpi, B/W full colour)	150 ipm (simplex)/300 ipm (duplex)							
Resolution: maximum	1,200 dpi							
File formats	Single Page TIFF, Single page JPEG, Single page PDF, Single page High compression PDF, Single page PDF/A, Multi page TIFF, Multi page PDF, Multi page High compression PDF, Multi page PDF/A, Single page Encryption PDF, Multi page Encryption PDF, Single/multi OCR (optional)							
Scan modes	E-mail, Folder, USB							
FAX								
Circuit	PSTN, PBX							
Transmission speed	G3: approximately 3 seconds (200 x 100 dpi, JBIG, ITUT #1 chart TTI off, memory transmission) G3: approximately 3 seconds (200 x 100 dpi, MMR, ITUT #1 chart TTI off, memory transmission)							
Modem speed: maximum	33.6 Kbps							
Resolution: standard	8x3.85 line/mm, 200x100 dpi							
Resolution: option	16x15.4 line/mm, 400x400 dpi							
Compression method	MH, MR, MMR, JBIG							
Scanning speed (A4 LEF): ARDF	68 spm							
Scanning speed (A4 LEF): SPDF	90 spm							
Memory: standard	4 MB (320 pages)							
Memory: maximum	60 MB (4,800 pages)							

IM C2010(A)/IM C2510/IM C3010(A)/IM C3510(A)/IM C4510(A)/IM C5510A/IM C6010/IM C7010

	IM C2010(A)	IM C2510	IM C3010(A)	IM C3510(A)	IM C4510(A)	IM C5510A	IM C6010	IM C7010
PAPER HANDLING								
Recommended paper size	Standard paper tray(s): SRA3, A3, A4, A5, A6, B4, B5, B6, Envelopes Optional paper tray(s): SRA3, A3, A4, A5, A6, B4, B5, B6, Envelopes Bypass tray: SRA3, A3, A4, A5, A6, B4, B5, B6, Envelopes, Custom Size paper (Width: 90 mm x 320 mm, Length: 148 mm x 1,260 mm)							
Paper input: standard	1,200 sheets							
Paper input: maximum	2,300 sheets	2,300 sheets	4,850 sheets	4,850 sheets	4,850 sheets	4,850 sheets	4,850 sheets	4,850 sheets
Paper output: standard	500 sheets							
Paper output: max.	1,625 sheets	1,625 sheets	1,625 sheets	1,625 sheets	3,625 sheets	3,625 sheets	3,625 sheets	3,625 sheets
Paper weight : Trays	60 - 300 g/m²	60 - 300 g/m²	60 - 300 g/m²	60 - 300 g/m²	60 - 300 g/m²	60 - 300 g/m²	60 - 300 g/m²	60 - 300 g/m²
Paper weight : Bypass	52 - 300 g/m²	52 - 300 g/m²	52 - 300 g/m²	52 - 300 g/m²	52 - 300 g/m²	52 - 300 g/m²	52 - 300 g/m²	52 - 300 g/m²
Paper weight : Duplex	52 - 169 g/m²	52 - 169 g/m²	52 - 256 g/m²	52 - 256 g/m²	52 - 256 g/m²	52 - 256 g/m²	52 - 256 g/m²	52 - 256 g/m²
Paper types	Plain paper, Recycled paper, Special paper, Colour paper, Letterhead, Cardstock, Preprinted paper, Bond paper, Coated paper, Envelope, Gloss paper, Label paper							

ECOLOGY								
Power consumption: max.	< 1,700 W	< 1,700 W	< 1,700 W	< 1,700 W	< 1,850 W	< 1,850 W	< 1,850 W	< 1,854 W
Power consumption operation: B&W	411.8 W	449.2 W	464.4 W	500.5 W	576.6 W	726 W	763.3 W	901.6 W
Power consumption operation: Full colour	456.3 W	494.5 W	515.3 W	543.6 W	664.9 W	827.1 W	871.2 W	1,000.3 W
Power consumption: ready	37.7 W	37.7 W	38.5 W	38.5 W	40.5 W	40.6 W	40.1 W	39.1 W
Power consumption: sleep	0.3 W	0.3 W	0.3 W	0.3 W	0.32 W	0.32 W	0.32 W	0.31 W
TEC*	0.2 kWh/week	0.25 kWh/week	0.3 kWh/week	0.35 kWh/week	0.45 kWh/week	0.62 kWh/week	0.67 kWh/week	0.81 kWh/week

\* It is a reference value based on the ENERGY STAR Ver.3.2 test method.

INPUT/OUTPUT TRAYS AND FINISHER OPTIONS								
1x 550-sheet paper tray, 2x 550-sheet paper tray, 2,000-sheet Large capacity tray, 1,650-sheet side Large capacity tray, 1,000-sheet Hybrid finisher, 3,000-sheet finisher, 1,000-sheet Booklet finisher, 3,000-sheet booklet finisher, 250-sheet Internal finisher, 500-sheet Internal finisher, Stapleless internal finisher, Internal multi-fold unit, Internal shift tray, One-bin tray, Output jogger unit								

OTHER OPTIONS								
Fax unit, G3 Interface, Fax connection unit, Fax memory unit, Cabinet, Caster table, Side Tray, Banner paper guide tray, Punch units, IPDS unit, Camera direct print card, PostScript 3, IEEE 802.11 a/b/g/n/ac, Device server unit, File format converter, OCR unit, Page keeper, Imageable area extension unit, ADF handle, Counter I/F unit, Key counter bracket, NFC card reader, Paperlock, EFI controller, EFI Adobe Acrobat, EFI Color Profiler Suite, EFI Jobflow, EFI Fiery ColorRight, EFI Impose, EFI Compose, EFI Fiery Automation, EFI Hot folders, EFI JobExpert and PDF Processing Kit, Unicode Font Package for SAP, Card reader cover, SSD 1 TB option, Enhanced Security SSD, HDD Option, Bridge unit, XPS, SD card for fonts, Toner bottle lock, Stapleless unit, FAX stamp, Antimicrobial screen protector								

CONSUMABLES								
Toner (black)	30,000 prints	30,000 prints	40,000 prints	40,000 prints	42,000 prints	42,000 prints	42,000 prints	42,000 prints
Toner (cyan/magenta/yellow)	18,000 prints	18,000 prints	28,000 prints	28,000 prints	28,000 prints	28,000 prints	28,000 prints	28,000 prints
Consumable yield based on 5% coverage/A4	2p/j	2p/j	3p/j	3p/j	4p/j	4p/j	4p/j	5p/j

For availability of models, options and software, please consult your local supplier.



Ricoh International B.V.

Prof. W.H. Keesomlaan 1

1183 DJ Amstelveen

The Netherlands

+31 (0)20 5474111